RATIN
Regional Agricultural Trade Intelligence Network
a service of EAGC

EAGC-RATIN MARKET PRICE WEEKLY ANALYSIS REPORT

MAY 27 TH 2016

This report analyses activities across the East Africa (EAC) region's selected main grain markets from **May 23rd to 3rd June, 2016**. NB: In the analysis, **Week 1** represents **Previous week,** while **Week 2** represents **Current Week.**
The monitoring is carried out by Eastern Africa Grain Council (EAGC) monitors based in all the 5 EAC countries on a daily basis.
The report helps stakeholders and users to have a general overview of the market price trends across the region. This is a service of EAGC primarily to its members and other interested stakeholders.

The full market data of daily wholesale and Retail market prices is available in www.ratin.net

GRAIN NEWS HIGHLIGHTS FROM THE CONTINENT

Regional: Grain traders face barriers through a combination of tariff and non tariff barriers at the border points. According to EAGC "This difficulty is the biggest enemy to food security as it contributes to shortage of food and increase in price of basic food stuffs,"

Kenya: The country's rice production has tripled in the last seven years against a rising demand mainly from the young generation. According to the Agriculture Principal Secretary Dr Richard Lesiyampe, rice production had risen from 50,000 metric tonnes in 2008 to 149,661 tonnes in 2015. But despite the rise in production, the country is yet to meet its demand that stands at 540,000 metric tonnes.

Kenya: Wheat farmers in the North Rift are having difficulties selling their produce, even as they prepare to plant this season. The farmers have threatened to abandon growing the crop, accusing the government of favouring foreign imports at the expense of local producers .

Tanzania: DESPITE a wide penetration of mobile phone subscribers in the country, only three-per cent of smallholder farmers seek information related to crop protections while over 90pc use to make calls, a new study has shown.

Uganda: A weather station is often not a consideration when farmers plan for the season but it could help boost yields if utilised well. James Ongodia, a farmer in Ongino village, Kumi District, bears witness to this. In March last year, he planted maize on a half-acre of land after being told of likelihood of a rainy season by meteorologists in his community

Rwanda: People will have to wait longer to start using genetically modified organisms (GMO) in the country as the government still has no clear time frame to put in place bio safety standards for the organisms.

REGIONAL MARKET ANALYSIS

TANZANIA

Table 1: Summary of weekly grain prices in Tanzania

Weekly Average Wholesale Grain Prices in Tanzania on {($/MT)}						
	Beans		Rice		Maize	
	week 1	week 2	week 1	week 2	week 1	week 2
Dar es Salaam	932	814	797	883	340	331
Arusha	829	791	829	783	279	229
Iringa	932	791	835	710	228	268

Maize, Beans and Rice : Table 1 above shows summary average whole sale prices of grain in three Tanzania markets within two weeks.

Wholesale prices of Beans indicated sharp decrease in all monitored markets. This decrease as recorded in EAGC RATIN reports could be attributed to high supply in markets. Currently, farmers who planted early have started harvesting.

Rice in Arusha and Iringa markets recorded decrease of prices while prices in Dar es Salaam increased with margin of USD 86/MT. The change of prices is attributed to high demand for Rice in Dar es Salaam and high supply in Arusha and Iring markets.

Prices of Maize remained relatively low in Dar es Salaam market. Prices may remain low because of the high supply in the market and low demand since harvests of last month are available in plenty. This trend may remain in the next few weeks.

Graph1: Summary of weekly wholesale prices in (USD/MT)

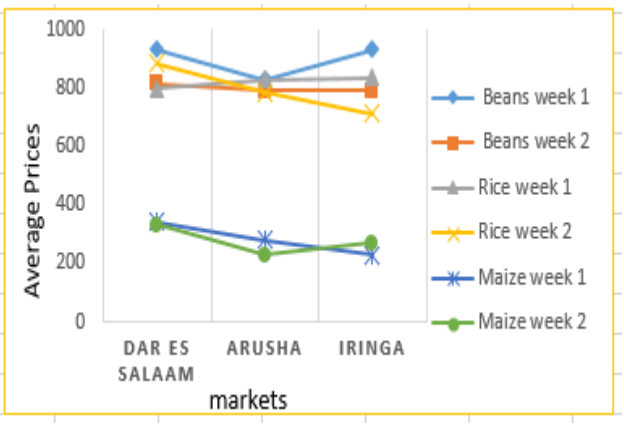

R W A N D A

Table 2: Summary Average wholesale Grain prices in Rwanda

	Beans		Rice		Maize	
Markest	**week 1**	**week 2**	**week 1**	**week 2**	**week 1**	**week 2**
Kigali	443	448	900	952	285	261
Ruhengeri	533	543	933	950	293	299
Kimironko	518	514	965	980	365	380

Beans, Rice and Maize:

Reports from EAGC RATIN monitored markets for Beans indicated minimal price increase throughout the week in both Kigali and Ruhengeri but prices in Kimironko reported decrease of prices. This decrease is attributed to low supply in the markets. Farmers are expecting to harvest soon and this decrease is expected to remain relatively high.

All monitored markets recorded price increase with Kigali indicating high difference of USD 52/MT. This could be attributed to high demand for Rice by traders and millers in all markets.

Graph 2. Summary of average wholesale prices Rwanda

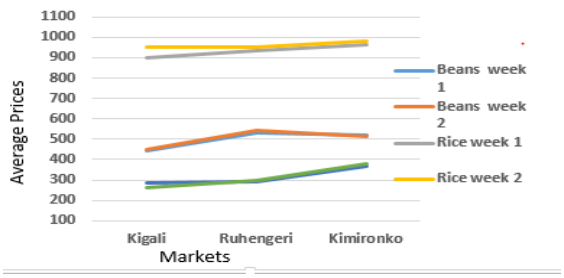

Maize prices in Kigali recorded price decrease Kimironko has remained market attracting high prices for grains in Rwanda. This is because of other contributing factors like transport

Rice reported a price decrease in all three markets. This could be attributed to an increased demand of rice in Rwanda and high supply especially from imports. Currently Tanzania is harvesting and Rwanda imports a lot of rice from Tanzania

Table 3: Summary of wholesale prices of Millet and Wheat in Rwanda

	Millet		Wheat	
Market	**week 1**	**week 2**	**week 1**	**week 2**
Ruhengeri	679	692	626	638
Kimironko	839	872	701	783
Kigali	709	704	734	677

Wheat and Millet: As shown in the table 3 above, the price of wheat in the monitored market reported increase in Ruhengeri and Kimironko markets while prices in Kigali reduced. There is high demand for wheat in all markets. This trend may remain as the rains continue

raph 2. Summary of average wholesale prices Rwanda

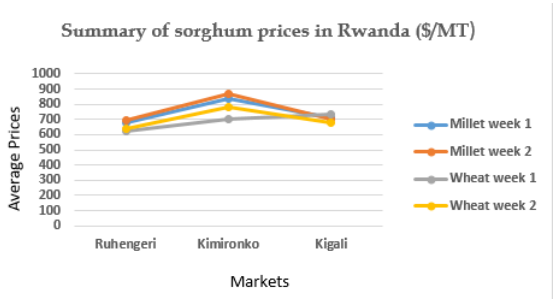

U G A N D A

Table 1: Summary of weekly grain prices in Uganda

Weekly Average Wholesale Grain Prices in Uganda ($/MT)			
	Maize	**Beans**	**Rice**
	week 1	**week 1**	**week 1**
Kampala	197	510	907
Masindi	246	624	1002
Kasese	189	510	832

Maize and Rice: Reports from EAGC RATIN monitored markets for all types of grains remained stable throughout the week except for beans.

Major supplies of beans are from within the district. The demand for all types of beans is high because most schools are about to open for second term. However, there is little supply of harvested beans in the market, from farmers who planted early.

There is high demand for maize but Farm gate prices for maize in Masindi remained low.

Rice in Masindi market traded highest at USD 1002/MT while low in Kasese trading at USD 832/MT.

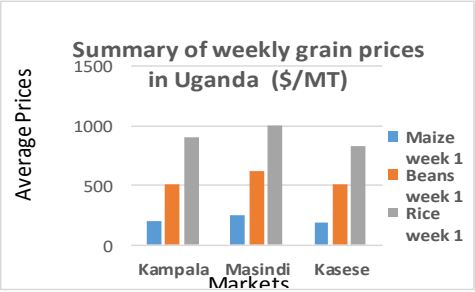

Table 2: Summary of weekly average prices for Sorghum and Millet

	Sorghum	Millet
	week 1	**week 1**
Kampala	276	397
Masindi	352	0
Kasese	265	473

Sorghum: Reports from the EAGC RATIN monitored markets recorded that prices for both sorghum and millet remained stable. Sorghum in Masindi traded high at USD 352/MT than other markets. . Currently there is low supply of both sorghum and millet from Lira district to all major markets .

K E N Y A

Table 4: Summary of Average grain prices in Kenya

	Beans		Rice		Maize	
Market	week 1	week 2	week 1	week 2	week 1	week 2
Eldoret	705	697	1523	1398	276	289
Nairobi	506	-	987	983	312	311
Kisumu	718	678	1119	1004	303	327
Nakuru	506	513	-	664	279	269

Bean and Maize: Prices of both Beans and Maize remained relatively constant from the monitored markets. Currently, prices of maize and beans are low and this is believed to unstable markets as well as relative constant supply in the region. During this rainy season prices of maize are expected to remain the same in the next few weeks.

Rice: Rice reported decrease of about USD 21/MT in Eldoret market . This decrease of Rice in major markets could be attributed to high supply of rice in the country. Reports from the EAGC RATIN monitored markets in Kenya indicated a price decrease of rice Eldoret, Nairobi as well as Kisumu .

Graph 4:

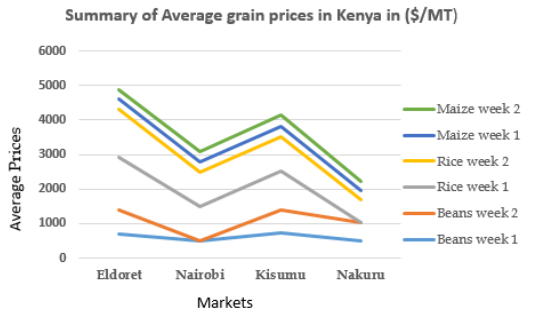

Table 5: Summary of Sorghum & Millet prices in Kenya in ($/MT)

Millet and Sorghum: As shown in table 5 below the price of sorghum in all monitored markets remained relative stable with Eldoret market showing little increase of USD 5/MT. The change is minimal and expected in market prices. From the EAGC RATIN reports , prices of Millet in Kisumu reported highest decrease with a difference of USD 37/MT.

	Millet		Sorghum		Wheat	
	week 1	week 2	week 1	week 2	week 1	week 2
Eldoret	451	449	363	368	452	449
Nairobi	453	461	504	522	443	441
Nakuru	554	553	302	302	302	303
Kisumu	706	703	303	302	-	-

Wheat: From the monitored markets, prices of Wheat reported constant prices. Reports shows small decrease of prices in Eldoret market.

These reports shows a scenario of constant prices in most of the markets. This could be attributed to relative constant supply of grains in the country. The prices ae expected to remain the same for the coming weeks as the country experience rain season.

Graph 5:

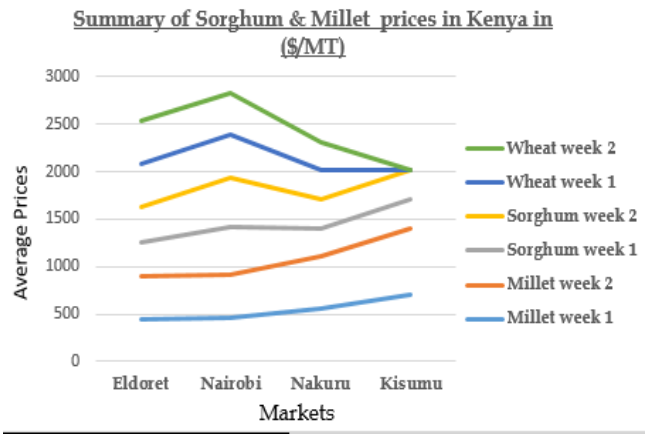

C O N C L U S I O N

Generally, from all EAGC monitored markets, prices of Maize indicated low prices especially in Kenya, Tanzania and Uganda markets despite high demand for maize by millers. Farmers have been hoarding their produce, a situation which has caused increase of prices for maize flour. Prices of Rice and beans reported decrease across the markets especially most of Kenyan markets.

Prices of Millet and sorghum generally indicated increase. This means there is high demand for the grains in the region.

C O N T A C T S

For comments or feedback, contact:
Janet Ngombalu
Eastern Africa Grain Council
MIS Team
Email: grains@eagc.org
www.ratin.net, www.eagc.org